

Merkur[®] Seal Repair Kits

406770F

For Model LW050A (50 cc) Merkur Displacement Pumps

EN

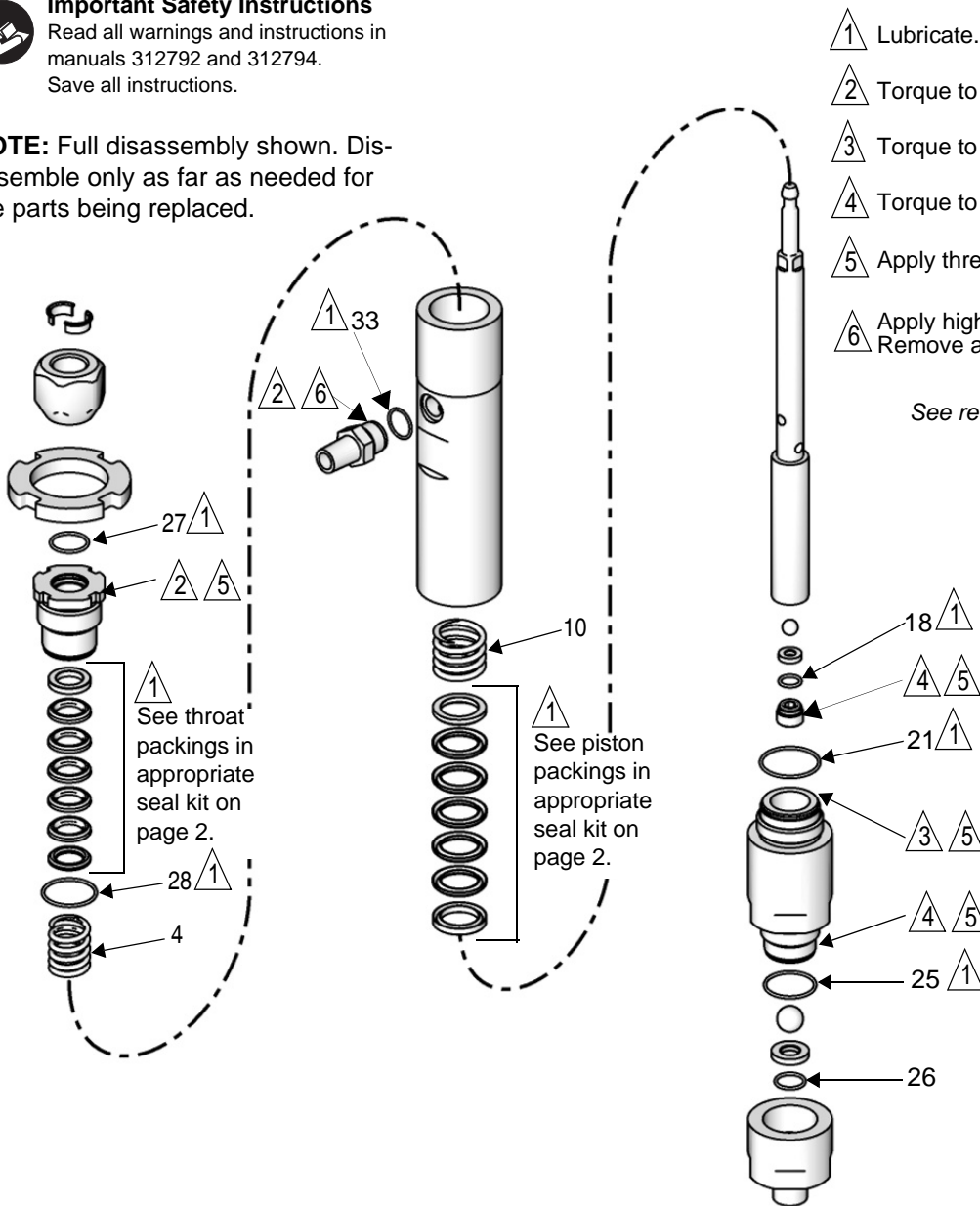


Important Safety Instructions

Read all warnings and instructions in manuals 312792 and 312794.

Save all instructions.

NOTE: Full disassembly shown. Disassemble only as far as needed for the parts being replaced.



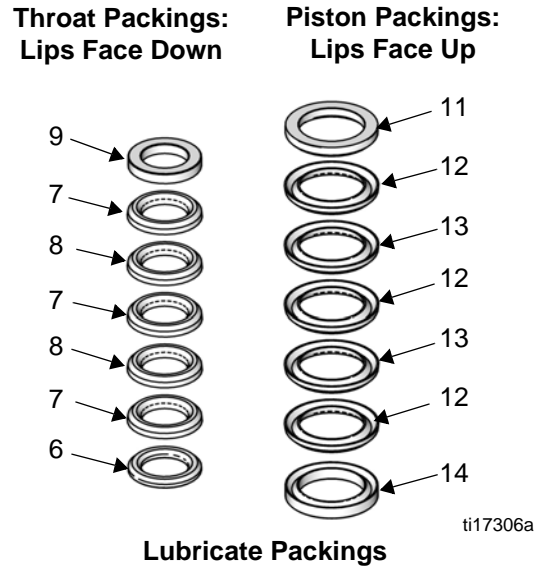
See reverse for parts.

ti17307a

Ref.	Description	Qty.
4	SPRING, throat	1
6	GLAND, male, throat	1
7	PACKING, throat, UHMWPE	3
8	PACKING, throat, PTFE	2
9	GLAND, female, throat	1
10	SPRING, piston	1
11	GLAND, male, piston	1
12	PACKING, piston, UHMWPE	3
13	PACKING, piston, PTFE	2
14	GLAND, female, piston	1
18	O-RING, piston, 0.57 in (14.4 mm) OD	1
19	PACKING, throat, reinforced PTFE	5
20	PACKING, piston, reinforced PTFE	5
21	O-RING, lower cylinder, 1.8 in. (46 mm) OD	1
25	O-RING, lower cylinder, 1.6 in. (41 mm) OD	1
26	O-RING, inlet check, 0.75 in. (19 mm) OD	1
27	O-RING, wet cup, 1.4 in. (36 mm) OD	1
28	O-RING, wet cup, 1.6 in. (41 mm) OD	1
33	O-RING, outlet fitting, 0.59 in. (14.9 mm) OD	1

TIP: Some o-rings are close in size. Stack on bench to differentiate.

Standard Seal Repair Kit 24A252

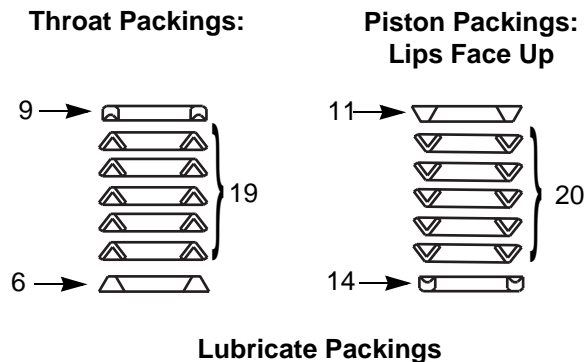


Optional Seal Kits:

24J853 - Carbon-Filled PTFE

26C708 - Reinforced PTFE

Use with materials that cause chemical compatibility concerns with UHMWPE, such as acid catalyst materials.



All written and visual data contained in this document reflects the latest product information available at the time of publication. Graco reserves the right to make changes at any time without notice.

Original instructions. This manual contains English. MM 406770

Graco Headquarters: Minneapolis

International Offices: Belgium, China, Japan, Korea

GRACO INC. AND SUBSIDIARIES • P.O. BOX 1441 • MINNEAPOLIS MN 55440-1441 • USA

Copyright 2008, Graco Inc. All Graco manufacturing locations are registered to ISO 9001.

www.graco.com

Revision F- 06/2019